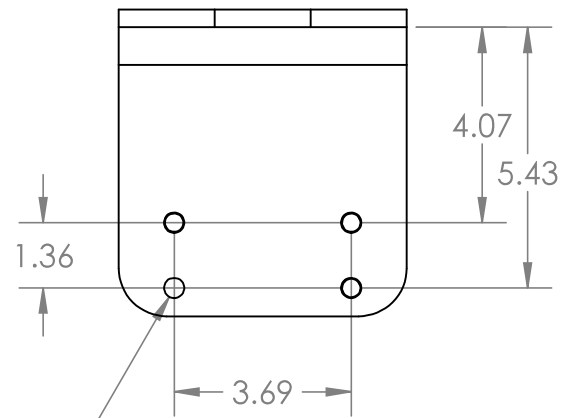
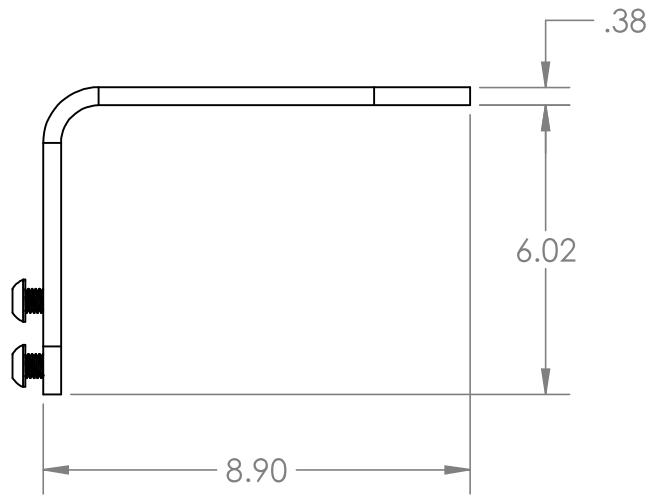
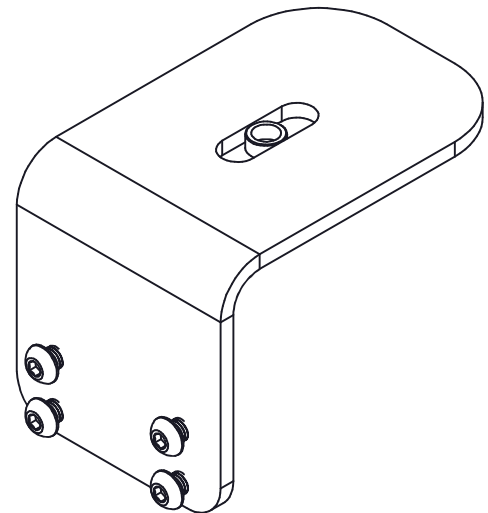
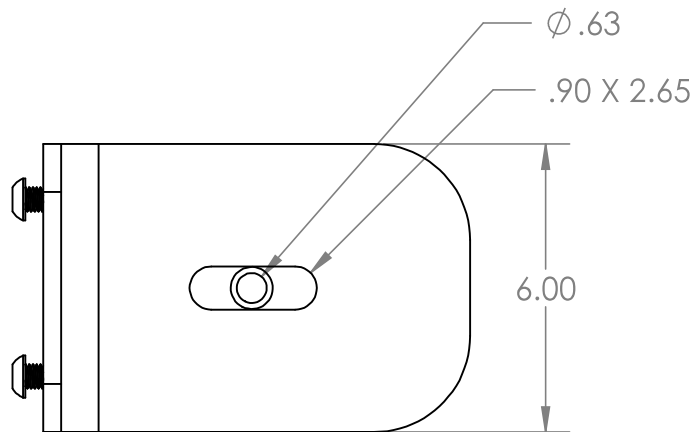


2

1



4X ϕ .42 THRU ALL
1/2-13 UNC THRU ALL



Knee Mill Mount

X15-62-06

SIZE DWG. NO. REV.
A Mounting Options 1
SCALE:1:4 WEIGHT: SHEET 2 OF 7

PROPRIETARY AND CONFIDENTIAL
THE INFORMATION CONTAINED IN THIS DRAWING IS THE SOLE PROPERTY OF MACHMOTION. ANY REPRODUCTION IN PART OR AS A WHOLE WITHOUT THE WRITTEN PERMISSION OF MACHMOTION IS PROHIBITED.

		DIMENSIONS ARE IN INCHES ANGULAR: MACH $\pm 1^\circ$ BEND $\pm 1^\circ$ 1 DECIMAL PLACE ± 0.015 2 DECIMAL PLACE ± 0.005 ± 0.010 3 DECIMAL PLACE ± 0.003 ± 0.007 4 DECIMAL PLACE ± 0.003 ± 0.000	
		MATERIAL	
		FINISH	
NEXT ASSY	USED ON		
APPLICATION		DO NOT SCALE DRAWING	

	NAME	DATE
DRAWN	MW	4/11/19
CHECKED		
ENG APPR.		
MFG APPR.		
Q.A.		
COMMENTS:		

2

1